Welbilt Deutschland GmbH

Talstraße 35
82436 Eglfing
Deutschland

www.convotherm.com

Technical Data

Model	Rated voltage	Frequency	consumption	Rated current
Cmn 6.06 pro	208V / 240V	60Hz	4,7kW / 6,1kW	13,0A / 14,7A

articlenumber circuit diagram	5336500-10022_00	Created on	15.04.2025	CONVOTHERM®
articlenumber device		Edit date	28.05.2025 by (short name)	ALTENDORF.A

Number of pages 26

			Date 28.05.2025	Observe protection notices in accordance with ISO 16016	= Title page / cover sheet	articlenumber circuit diagram 5336500-10022_00		==	
			Ed. ALTENDORF.A					=	
			Appr			articlenumber device	Project description	+	
Modification	Date	Name	Original			17.0	- higher-order Administrative Documents	& BAA 1	II

Table of contents

Con_Inhaltsverzeichnis

structur	&	Page	Page description	Creator	Edited by	Date manually	Date Automatic
higher-order Administrative Documents	&BAA	1	Title page / cover sheet	ALTENDORF.A	ALTENDORF.A		28.05.2025
higher-order Lists (Documents concerning)	&BAB	2	Table of contents : &BAA/1 - ==CS1=LGT+CC1&EFS/1	ALTENDORF.A	ALTENDORF.A		28.05.2025
higher-order Lists (Documents concerning)	&BAB	2.a	Table of contents : ==CS1=CT1+CC1&EFS/1 - ==CS1=CS1+WC1&EFS/2	ALTENDORF.A	ALTENDORF.A		28.05.2025
higher-order Explanatory Documents	&BDB	1	Overview functions	ALTENDORF.A	ALTENDORF.A		28.05.2025
higher-order Explanatory Documents	&BDB	2	Overview locations	ALTENDORF.A	ALTENDORF.A		28.05.2025
higher-order Explanatory Documents	&BDB	3	Overview document types	ALTENDORF.A	ALTENDORF.A		28.05.2025
=PLC +WC1			**Combi oven Control Wiring compartment**				
Electrical engineering Functional overview documents	&EFA	1	Overview Main board complete	ALTENDORF.A	ALTENDORF.A		28.05.2025
Electrical engineering Functional overview documents	&EFA	2	Overview Main board Network connector	ALTENDORF.A	ALTENDORF.A		28.05.2025
Electrical engineering Functional overview documents	&EFA	3	Overview Expansion board	ALTENDORF.A	ALTENDORF.A		28.05.2025
Electrical engineering Circuit documents	&EFS	1	Wiring overview	ALTENDORF.A	ALTENDORF.A		28.05.2025
=SU1 +MT1			**Combi oven Power supply Mounting panel**				
Electrical engineering Circuit documents	&EFS	1	Power supply	ALTENDORF.A	ALTENDORF.A		28.05.2025
Electrical engineering Circuit documents	&EFS	2	Power supply	ALTENDORF.A	ALTENDORF.A		28.05.2025
=CV1 +WC1			**Combi oven Convection system 1 Wiring compartment**				
Electrical engineering Circuit documents	&EFS	1	Hot air Generation 1	ALTENDORF.A	ALTENDORF.A		28.05.2025
=IJ1 +WC1			**Combi oven Water injection Wiring compartment**				
Electrical engineering Circuit documents	&EFS	1	Sprayer	ALTENDORF.A	ALTENDORF.A		28.05.2025
Electrical engineering Circuit documents	&EFS	2	Sprayer	ALTENDORF.A	ALTENDORF.A		28.05.2025
=MOT +MT1			**Combi oven Oven fan Mounting panel**				
Electrical engineering Circuit documents	&EFS	1	Motor	ALTENDORF.A	ALTENDORF.A		28.05.2025
=COL +WC1			**Combi oven Condenser box Wiring compartment**				
Electrical engineering Circuit documents	&EFS	1	Condenser box	ALTENDORF.A	ALTENDORF.A		28.05.2025
=CL1 +WC1			**Combi oven Cleaning 1 (Solid to Liquid) Wiring compartment**				
Electrical engineering Circuit documents	&EFS	1	Cleaning	ALTENDORF.A	ALTENDORF.A		28.05.2025
=LGT +CC1			**Combi oven Oven light Oven cavity**				
Electrical engineering Circuit documents	&EFS	1	Lamp	ALTENDORF.A	ALTENDORF.A		28.05.2025

Table of contents

Con_Inhaltsverzeichnis

structur &	Page	Page description	Creator	Edited by	Date manually	Date Automatic
=CT1 +CC1		**Combi oven Core temperature probe Oven cavity**				
Electrical engineering Circuit documents &EFS	**1**	Sensor (Option)	ALTENDORF.A	ALTENDORF.A		28.05.2025
=COO +WC1		**Combi oven Cooling Wiring compartment**				
Electrical engineering Circuit documents &EFS	**1**	Function	ALTENDORF.A	ALTENDORF.A		28.05.2025
Electrical engineering Circuit documents &EFS	**2**	Automatic Automatic machine. Door catch	ALTENDORF.A	ALTENDORF.A		28.05.2025
=HMI +MT1		**Combi oven HMI Mounting panel**				
Electrical engineering Circuit documents &EFS	**1**	Control panel	ALTENDORF.A	ALTENDORF.A		28.05.2025
Electrical engineering Circuit documents &EFS	**2**	Control panel	ALTENDORF.A	ALTENDORF.A		28.05.2025
=CS1 +WC1		**Combi oven ConvoSense Wiring compartment**				
Electrical engineering Circuit documents &EFS	**1**	ConvoSense	ALTENDORF.A	ALTENDORF.A		28.05.2025
Electrical engineering Circuit documents &EFS	**2**	ConvoSense	ALTENDORF.A	ALTENDORF.A		28.05.2025

0	1	2	3	4	5	6	7	8	9

Example	==CS1	=CV1
Description	Combi oven	Hot air 1
Standards	Functional assignment	Functional aspect
EPLAN	Functional assignment	Function designation
Nesting	No	No

==CS1	Combi oven

=PLC	Control
=SU1	Power supply
=CV1	Convection system 1
=IJ1	Water injection
=MOT	Oven fan
=COL	Condenser box
=CL1	Cleaning 1 (Solid to Liquid)
=LGT	Oven light
=CT1	Core temperature probe
=COO	Cooling
=HMI	HMI
=CS1	ConvoSense

			Date	28.05.2025	Observe protection notices in accordance with ISO 16016	= Overview functions	articlenumber circuit diagram	==
			Ed.	ALTENDORF.A			5336500-10022_00	=
			Appr				articlenumber device / Project description	+
Modification	Date	Name	Original				17.0 - higher-order Explanatory Documents	& BDB 1

Example	+MT1
Description	Mixer 1
Standards	City
EPLAN	Installation site
Nesting	No

+EXT	External Installation site
+MT1	Mounting panel
+WC1	Wiring compartment
+CC1	Oven cavity
+DO1	Unit door

Example

&EFS

Description Standard EPLAN

Electrical engineering schematic
Electrical engineering
Circuit documents
Schematic multi-line

&EFA	Electrical engineering Functional overview documents
&EFS	Electrical engineering Circuit documents

			Date 28.05.2025	Observe protection notices in accordance with ISO 16016	= Overview document types	articlenumber circuit diagram 5336500-10022_00		==	
			Ed. ALTENDORF.A					=	
			Appr			articlenumber device	Project description	+	
Modification	Date	Name	Original			17.0	- higher-order Explanatory Documents	& BDB 3	II

0 1 2 3 4 5 6 7 8 9

-T1 -T2 -T3 -T4 -T5 -T6 -T7 -T8 -T9 -I9 -I3 -I8 -I7 -I5 -I4 -I6 -I2

-KEB1

=SU1+MT1&EFS/1.4
=SU1+MT1&EFS/2.2
=CV1&EFS/1.0
=CV1&EFS/1.5
=CV1&EFS/1.7
=IJ1&EFS/1.1
=IJ1&EFS/1.5
=IJ1&EFS/1.7
=IJ1&EFS/2.4
=MOT+MT1&EFS/1.2
=COL&EFS/1.0
=COL&EFS/1.5
=COL&EFS/1.6
=COL&EFS/1.8
=CL1&EFS/1.1
=CL1&EFS/1.5
=CL1&EFS/1.7
=LGT+CC1&EFS/1.1
=CT1+CC1&EFS/1.0
=COO&EFS/1.1
=COO&EFS/1.6
=COO&EFS/2.0
=HMI+MT1&EFS/1.3
=CS1&EFS/1.1
/2.0
&EFS/1.2
5036137*
1704853
Phoenix Contact
I/O board

=CV1&EFS/1.5 =CV1&EFS/1.5 &EFS/1.2 — 2 TC1-2(-) 1 TC1-1(+)
=COL&EFS/1.7 =COL&EFS/1.7 &EFS/1.3 — 2 TC2_2(-) 1 TC2_1(+)
=COL&EFS/1.9 =COL&EFS/1.8 &EFS/1.4 — 2 TC3_2(-) 1 TC3_1(+)
=COO&EFS/1.6 =COO&EFS/1.6 =COO&EFS/1.4 — 3 NC 2 TC4_2(-) 1 TC4_1(+)
=CT1+CC1&EFS/1.1 =CT1+CC1&EFS/1.1 =CT1+CC1&EFS/1.1 =CT1+CC1&EFS/1.1 =CT1+CC1&EFS/1.0 &EFS/1.5 — 5 TC8_2(-) 4 TC8_1(+) 3 TC7_2(+) 2 TC6_1(+) 1 TC5_1(+)
=IJ1&EFS/2.4 =IJ1&EFS/2.4 &EFS/1.7 — 3 24VIO9 2 IN9 1 GNDE9
=CL1&EFS/1.9 =CL1&EFS/1.9 =CL1&EFS/1.8 =CL1&EFS/1.8 &EFS/1.7 — 4 24VIO3 3 IN3 2 24VIO2 1 IN2

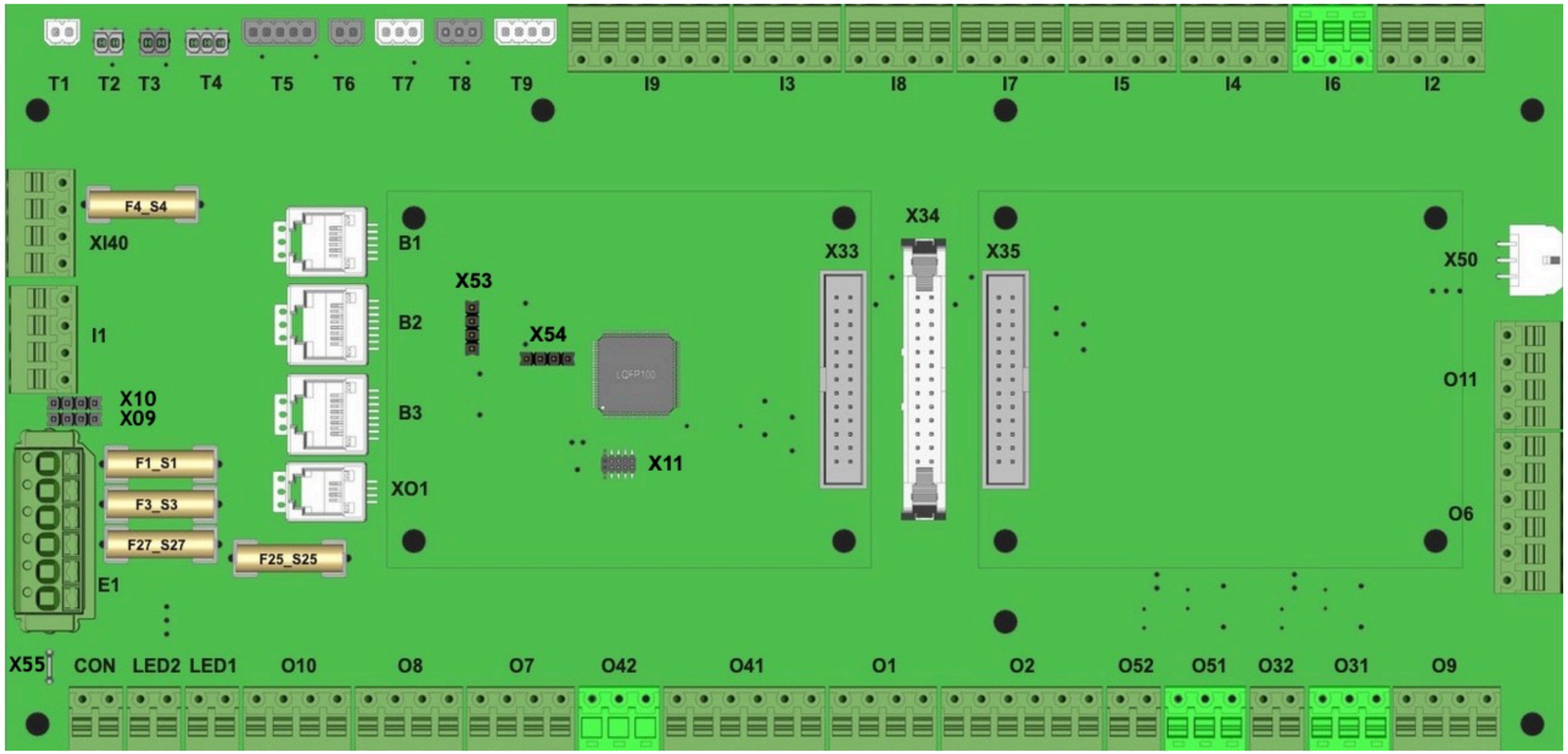

-XI40
=CV1&EFS/1.7 &EFS/1.2 — 24VSICOTRA 1(a)
=CV1&EFS/1.7 — DIGOUT14 2(b)
=CV1&EFS/1.7 — IN14 3(c)
=CV1&EFS/1.8 — GND 4(d)

-I1
=IJ1&EFS/1.7 &EFS/1.2 — IN1 1
=IJ1&EFS/1.7 — 24VIO1 2
=IJ1&EFS/1.5 — BDC_A 3
=IJ1&EFS/1.5 — BDC_A' 4

-X10 1 2 3 4

-X09 1 2 3 4

-E1
=SU1+MT1&EFS/1.5 &EFS/1.2 — 24V_LK1 1
=SU1+MT1&EFS/1.5 — GND24 2
=SU1+MT1&EFS/1.5 — 24V_LK2 3
=SU1+MT1&EFS/1.5 — GND24 4
=SU1+MT1&EFS/1.6 — TK_OUT 5
=SU1+MT1&EFS/1.6 — TK_IN 6

-X55 =SU1+MT1&EFS/1.4 — PE PE

TAHAL3OC 6 =COO&EFS/2.2
TAHAL2OC 5 =COO&EFS/2.1
TAHAL1OC 4 =COO&EFS/2.1
TACTRLOC 3 =COO&EFS/2.1
12VTA 2 =COO&EFS/2.1
GND 1 =COO&EFS/2.1 &EFS/1.8 — -X50

4 3 2 1 &EFS/1.8 — -O11

6 5 4 3 2 1 &EFS/1.8 — -O6

+24V GND — =CS1&EFS/1.1 &EFS/1.2 =CS1&EFS/1.1 — -CON
1 2 — &EFS/1.3 — -LED2
DIGOUT8 GND — =LGT+CC1&EFS/1.1 &EFS/1.3 =LGT+CC1&EFS/1.1 — -LED1
1 2 3 4 — &EFS/1.3 — -O10
DIGOUT14 GND24 DIGOUT13 GND24 — =CV1&EFS/1.2 &EFS/1.3 =CV1&EFS/1.2 =CV1&EFS/1.0 =CV1&EFS/1.1 — -O8
DIGOUT11 GND24 DIGOUT10 GND24 — =CL1&EFS/1.6 &EFS/1.4 =CL1&EFS/1.6 =CL1&EFS/1.5 =CL1&EFS/1.5 — -O7
1 2 3 — &EFS/1.4 — -O42
PWMOUT6 DIGOUT6 GND24 PWMOUT5 DIGOUT5 GND24 — =COO&EFS/1.3 &EFS/1.5 =COO&EFS/1.2 =COO&EFS/1.3 =COO&EFS/1.1 =COO&EFS/1.1 =COO&EFS/1.1 — -O41
SP2+ SP2- SP1+ SP1- — =IJ1&EFS/1.3 &EFS/1.6 =IJ1&EFS/1.3 =IJ1&EFS/1.1 =IJ1&EFS/1.2 — -O1
SP4+ SP4- RHB GND SP3+ SP3- — =COL&EFS/1.3 &EFS/1.4 =COL&EFS/1.4 =COL&EFS/1.2 =COL&EFS/1.2 =COL&EFS/1.0 =COL&EFS/1.1 — -O2
1 2 — &EFS/1.6 — -O52
BLDC_01_W BLDC_01_V BLDC_01_U — =COL&EFS/1.5 &EFS/1.6 =COL&EFS/1.5 =COL&EFS/1.5 — -O51
1 2 — &EFS/1.7 — -O32
BLDC_02_U BLDC_02_V BLDC_02_W — =CL1&EFS/1.1 &EFS/1.7 =CL1&EFS/1.1 =CL1&EFS/1.2 — -O31
1 2 3 4 — &EFS/1.7 — -O9

* further articles see Bill of materials

			Date	28.05.2025	Observe protection notices in accordance with ISO 16016	=Control Overview Main board complete	articlenumber circuit diagram 5336500-10022_00	Combi oven == CS1
			Ed.	ALTENDORF.A				Control = PLC
			Appr	STENZEL.K			articlenumber device / Project description	Wiring compartment + WC1
Modification	Date	Name	Original				17.0 E	Electrical engineering Functional overview documents & EFA 1

PLC

-KEB1
/1.0
5036137*
1704853
Phoenix Contact
I/O board

-B1
=MOT+MT1&EFS/1.3 &EFS/1.2 — RS485-3V3 1
=MOT+MT1&EFS/1.3 — RS485-3V3 2
=MOT+MT1&EFS/1.3 — RS485-HCB-A 3
=MOT+MT1&EFS/1.3 — RS485-HCB-B 4
=MOT+MT1&EFS/1.3 — RS485-GND 5
=MOT+MT1&EFS/1.4 — RS485-GND 6

-B2
=HMI+MT1&EFS/1.3 &EFS/1.2 — CAN_H 1
=HMI+MT1&EFS/1.3 — CAN_L 2
=HMI+MT1&EFS/1.3 — CAN_H_NC 3
=HMI+MT1&EFS/1.4 — 24V_LK1_UI 4
=HMI+MT1&EFS/1.4 — 24V_LK1_UI 5
=HMI+MT1&EFS/1.4 — CAN_L_NC 6
=HMI+MT1&EFS/1.4 — AGND 7
=HMI+MT1&EFS/1.4 — AGND 8

-B3
&EFS/1.2 — CAN_H 1
CAN_L 2
CAN_H_NC 3
24V_LK1_UI 4
24V_LK1_UI 5
CAN_L_NC 6
AGND 7
AGND 8

-XO1
PM-SDA 1
PM-SCL 2
PM-GND 3
PM-? 4

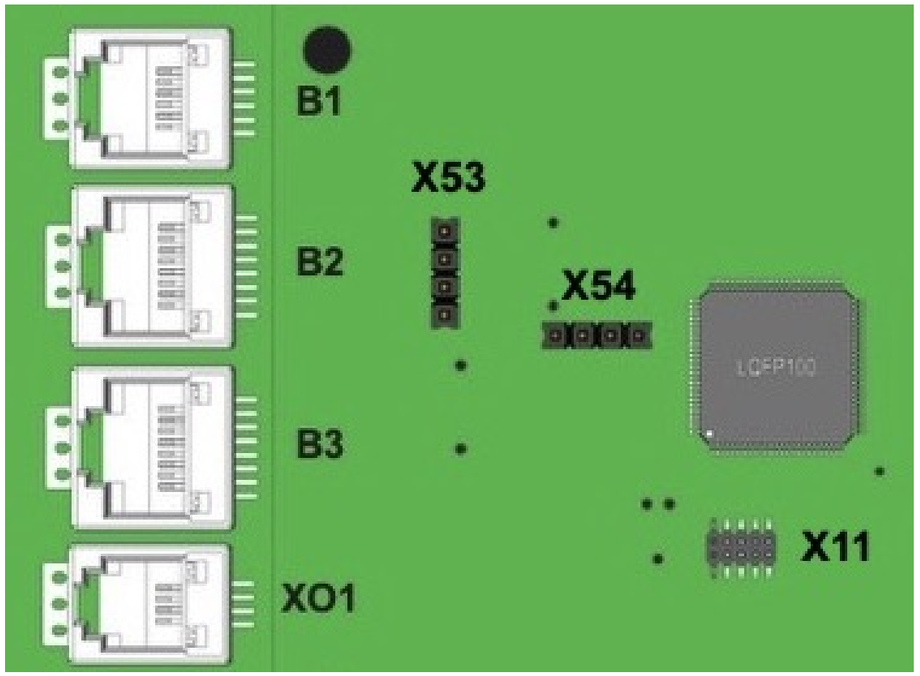

3V 4 — =SU1+MT1&EFS/2.3
A 3 — =SU1+MT1&EFS/2.3
B 2 — =SU1+MT1&EFS/2.2
Gnd 1 — =SU1+MT1&EFS/2.2 — -X53

4
3
2
1 — -X54

10
9
8
7
6
5
4
3
2
1 — -X11

* further articles see Bill of materials

			Date	28.05.2025	Observe protection notices in accordance with ISO 16016	= Control Overview Main board Network connector	articlenumber circuit diagram 5336500-10022_00	Combi oven	== CS1
			Ed.	ALTENDORF.A				Control	= PLC
			Appr	STENZEL.K			articlenumber device / Project description	Wiring compartment	+ WC1
Modification	Date	Name	Original				17.0 E	Electrical engineering Functional overview documents	& EFA 2

PLC

-KEB1-KEB2
=CL1&EFS/1.3
&EFS/1.5
5036297

-X4
=CL1&EFS/1.3 &EFS/1.5 THM_Signal 1
=CL1&EFS/1.3 THM 2
=CL1&EFS/1.4 COND 3
=CL1&EFS/1.4 COND_Signal 4

-X5
&EFS/1.5 UN 1
IA 2
Heater H+ 3
Heater H- 4
VM 5
IP 6

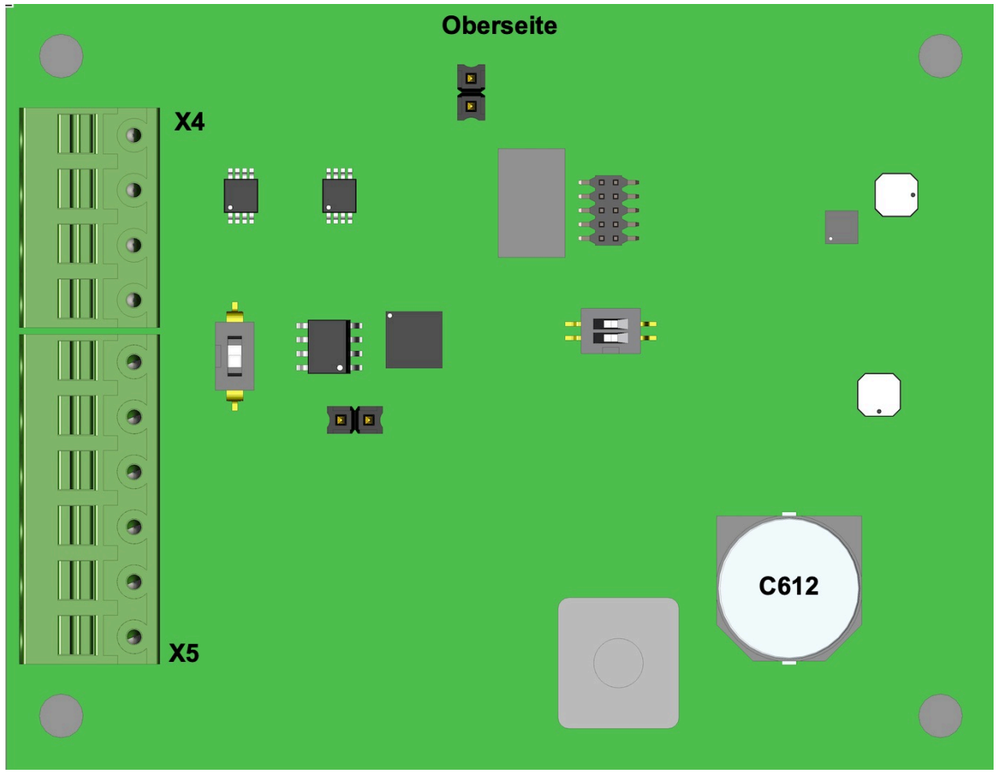

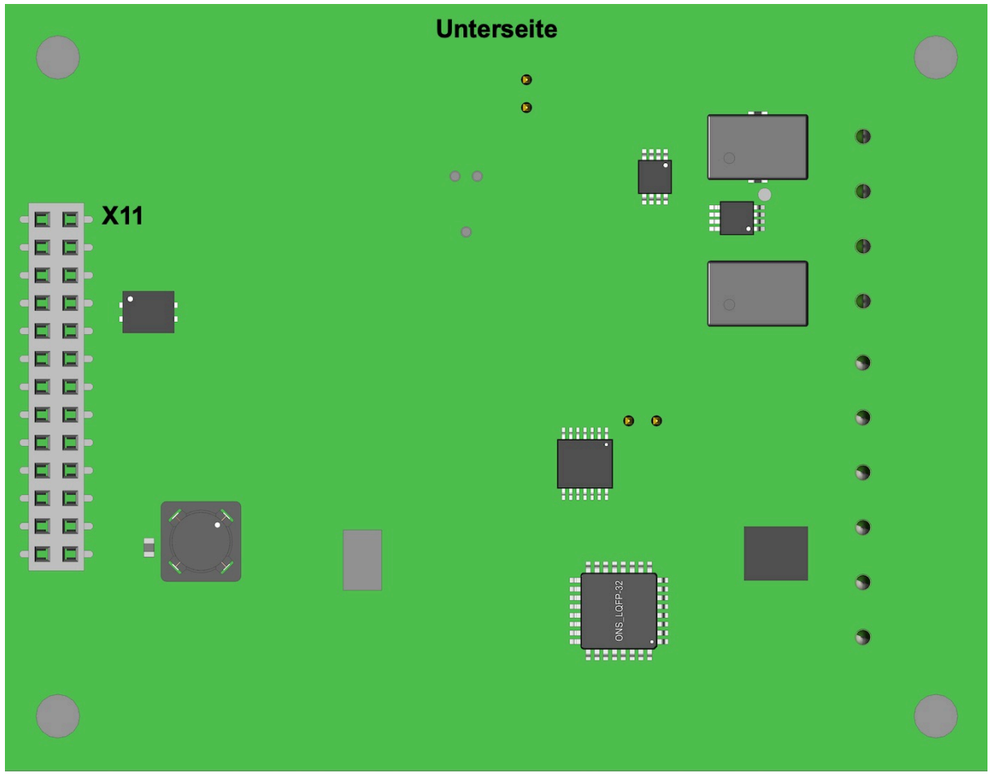

* further articles see Bill of materials

			Date	28.05.2025	Observe protection notices in accordance with ISO 16016	= Control Overview Expansion board	articlenumber circuit diagram 5336500-10022_00	Combi oven	== CS1
			Ed.	ALTENDORF.A				Control	= PLC
			Appr	STENZEL.K			articlenumber device	Wiring compartment	+ WC1
Modification	Date	Name	Original				17.0 E	Electrical engineering Functional overview documents	& EFA 3

PLC

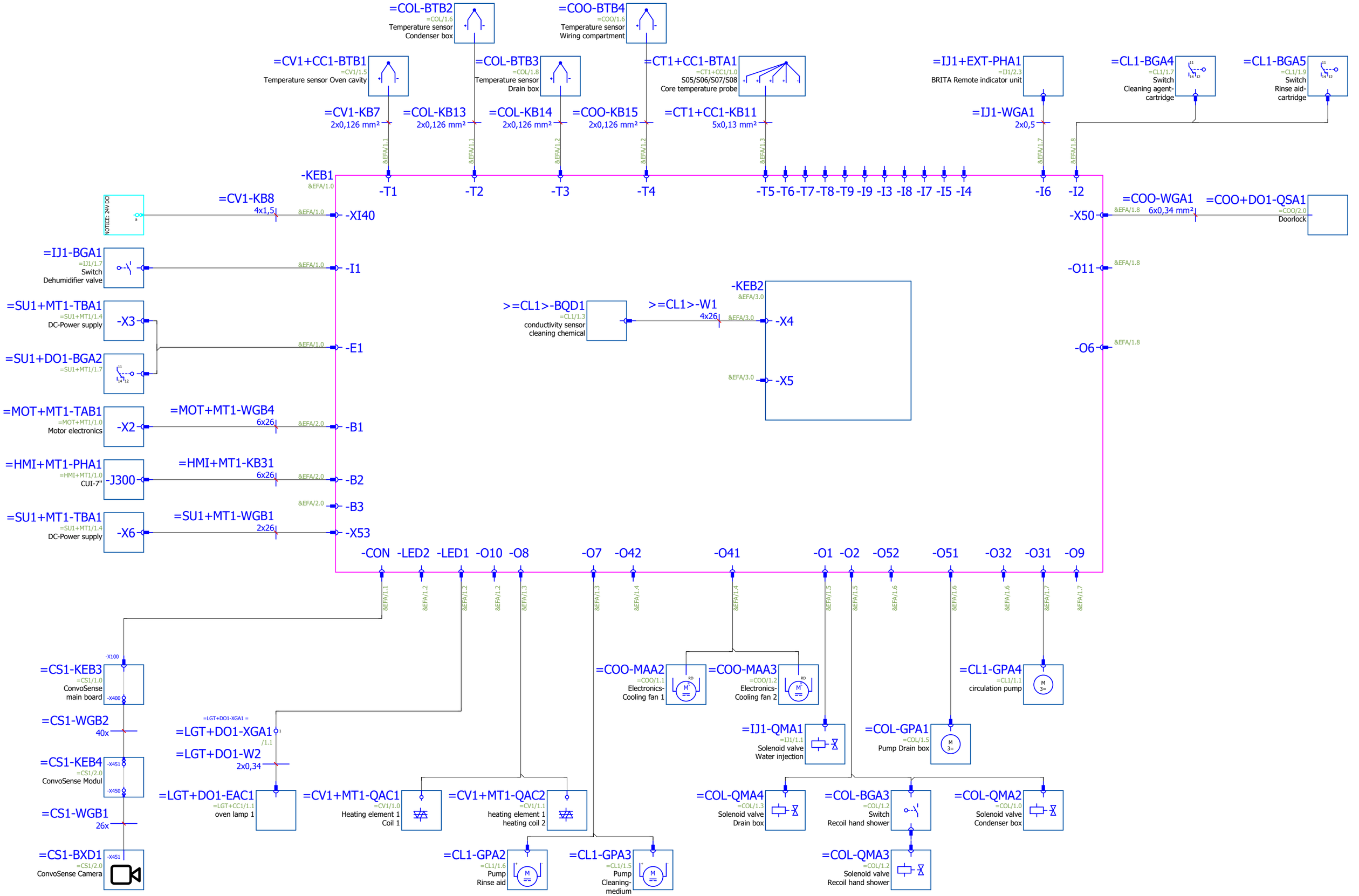

			Date	28.05.2025	Observe protection notices in accordance with ISO 16016	= Control Wiring overview	articlenumber circuit diagram 5336500-10022_00	Combi oven == CS1 Control = PLC Wiring compartment + WC1
			Ed.	ALTENDORF.A				
			Appr	STENZEL.K			articlenumber device Project description 17.0 E	Electrical engineering Circuit documents & EFS 1
Modification	Date	Name	Original					

PLC

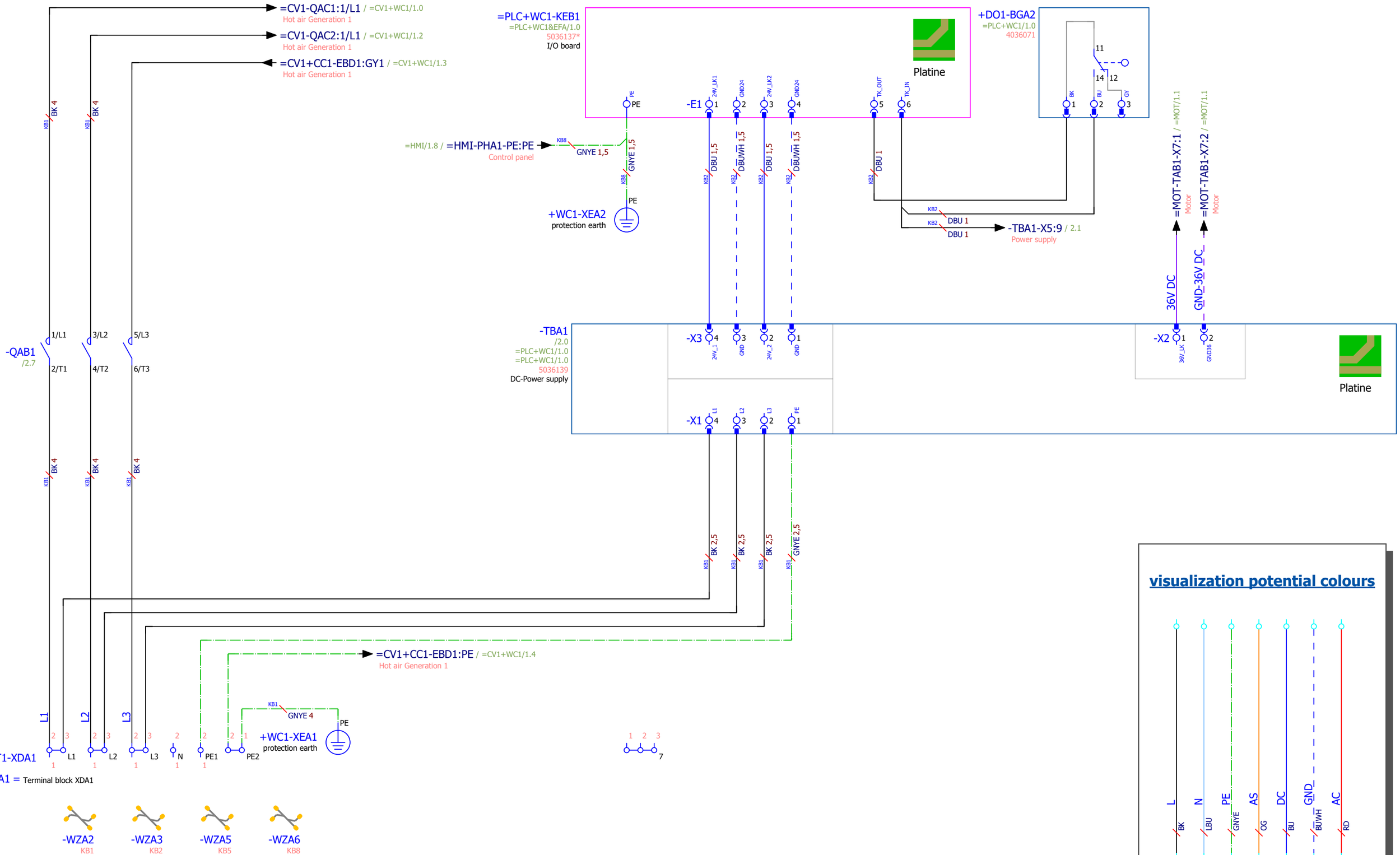

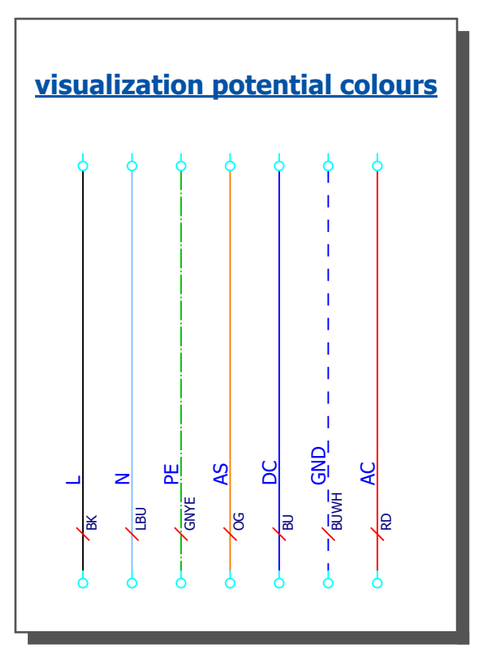

* further articles see Bill of materials

			Date	28.05.2025	Observe protection notices in accordance with ISO 16016	= Power supply Power supply	articlenumber circuit diagram 5336500-10022_00	Combi oven	== CS1
			Ed.	ALTENDORF.A				Power supply	= SU1
			Appr	STENZEL.K			articlenumber device	Mounting panel	+ MT1
Modification	Date	Name	Original				Project description 17.0	Electrical engineering Circuit documents	& EFS 1

SU1

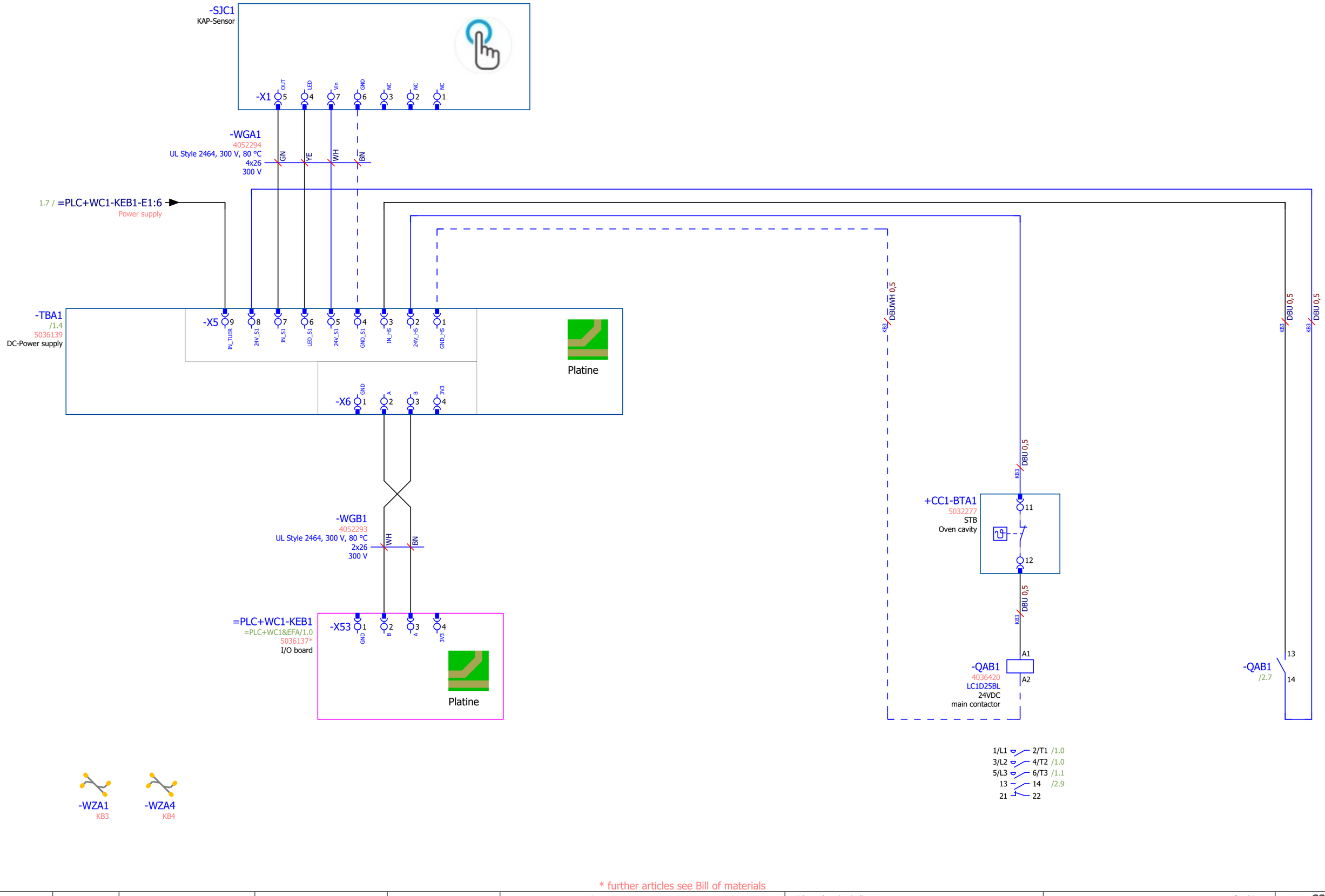

* further articles see Bill of materials

			Date	28.05.2025	Observe protection notices in accordance with ISO 16016	= Power supply Power supply	articlenumber circuit diagram 5336500-10022_00	Combi oven	== CS1
			Ed.	ALTENDORF.A				Power supply	= SU1
			Appr	STENZEL.K			articlenumber device	Mounting panel	+ MT1
Modification	Date	Name	Original				Project description 17.0 E	Electrical engineering Circuit documents	& EFS 2 II

SU1

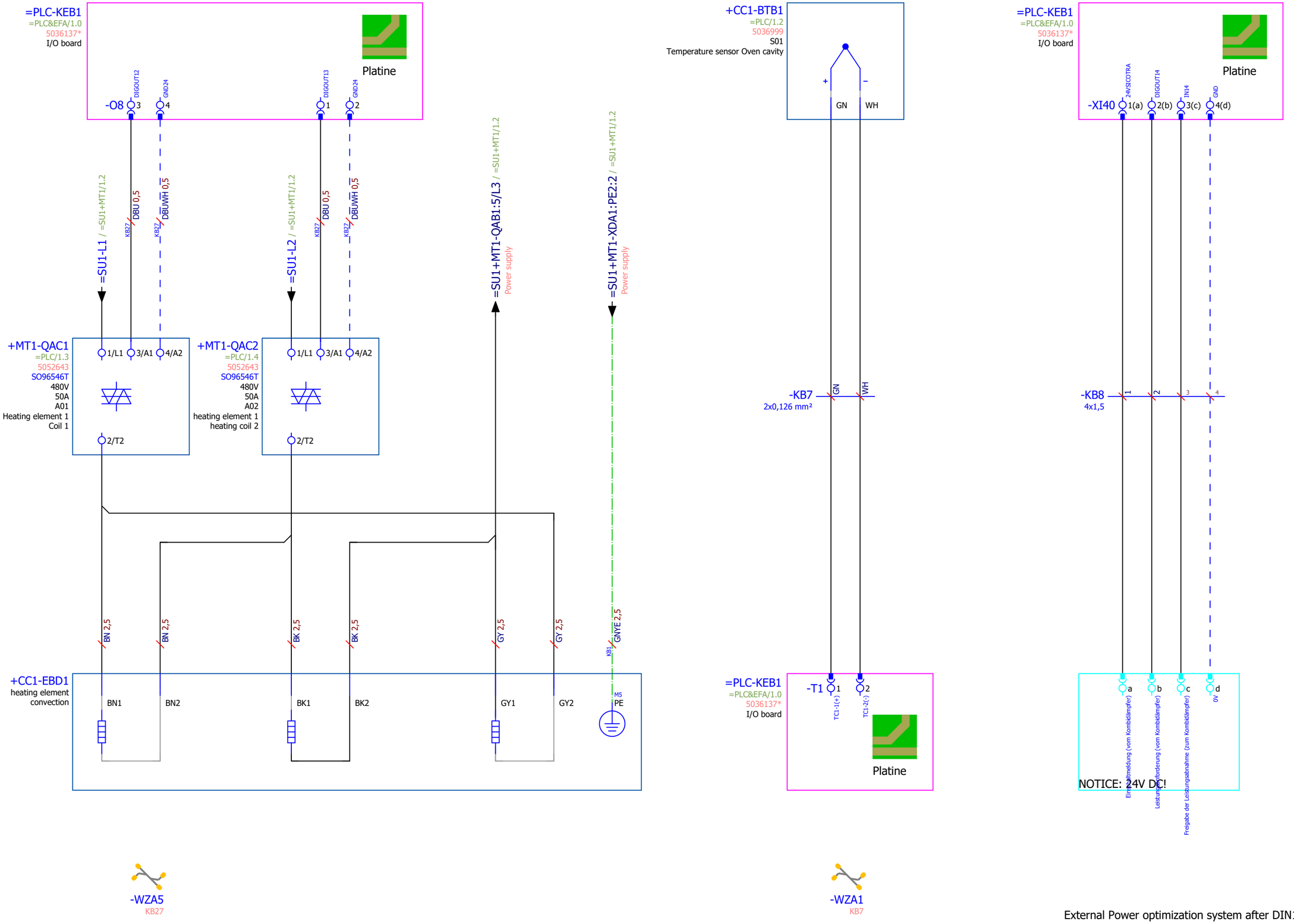

External Power optimization system after DIN18875

* further articles see Bill of materials

			Date	28.05.2025	Observe protection notices in accordance with ISO 16016	= Convection system 1 Hot air Generation 1	articlenumber circuit diagram 5336500-10022_00	Combi oven	== CS1
			Ed.	ALTENDORF.A				Convection system 1	= CV1
			Appr	STENZEL.K			articlenumber device / Project description	Wiring compartment	+ WC1
Modification	Date	Name	Original				17.0	E Electrical engineering Circuit documents	& EFS 1

CV1 =

=PLC-KEB1
=PLC&EFA/1.0
5036137*
I/O board

Platine

-O1 SP1+ 3 SP1- 4 SP2+ 1 SP2- 2

KB21 DBU 0,5

KB21 DBUWH 0,5

-QMA1
=PLC/1.5
A13
Solenoid valve
Water injection

A1 A2

-WZA2
KB21

=PLC-KEB1
=PLC&EFA/1.0
5036137*
I/O board

Platine

-I1 BDC_A 3 BDC_A' 4

KB23 DBU 0,5

KB23 DBUWH 0,5

-MAA1
24V DC
A15
Dehumidifier valve

+ M -

-WZA3
KB23

-BGA1
=PLC/1.0
S23
Switch
Dehumidifier valve

NO COM

KB23 DBU 0,5

KB23 DBU 0,5

=PLC-KEB1
=PLC&EFA/1.0
5036137*
I/O board

-I1 1 IN1 2 24VIO1

Platine

* further articles see Bill of materials

			Date	28.05.2025	Observe protection notices in accordance with ISO 16016	= Water injection Sprayer	articlenumber circuit diagram	Combi oven	== CS1
			Ed.	ALTENDORF.A			5336500-10022_00	Water injection	= IJ1
			Appr	STENZEL.K			articlenumber device / Project description	Wiring compartment	+ WC1
Modification	Date	Name	Original				17.0 E	Electrical engineering Circuit documents	& EFS 1

IJ1

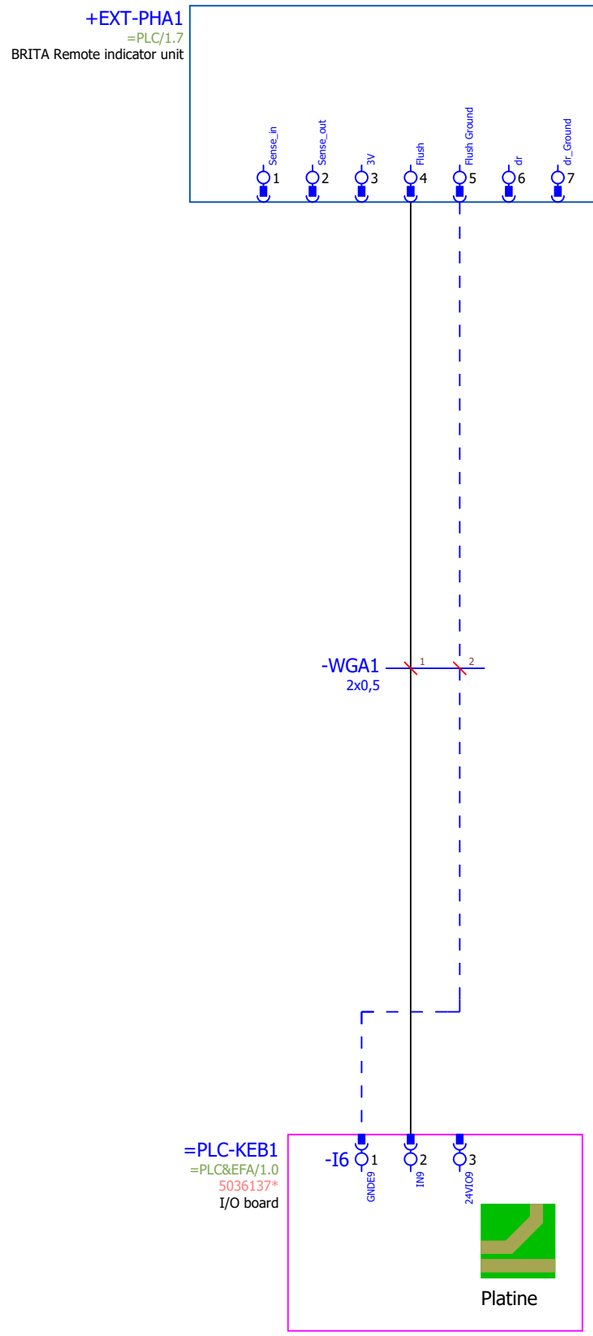

* further articles see Bill of materials

			Date	28.05.2025	Observe protection notices in accordance with ISO 16016	= Water injection Sprayer	articlenumber circuit diagram 5336500-10022_00	Combi oven	== CS1
			Ed.	ALTENDORF.A				Water injection	= IJ1
			Appr	STENZEL.K			articlenumber device / Project description	Wiring compartment	+ WC1
Modification	Date	Name	Original				17.0	E Electrical engineering Circuit documents	& EFS 2

IJ1 =

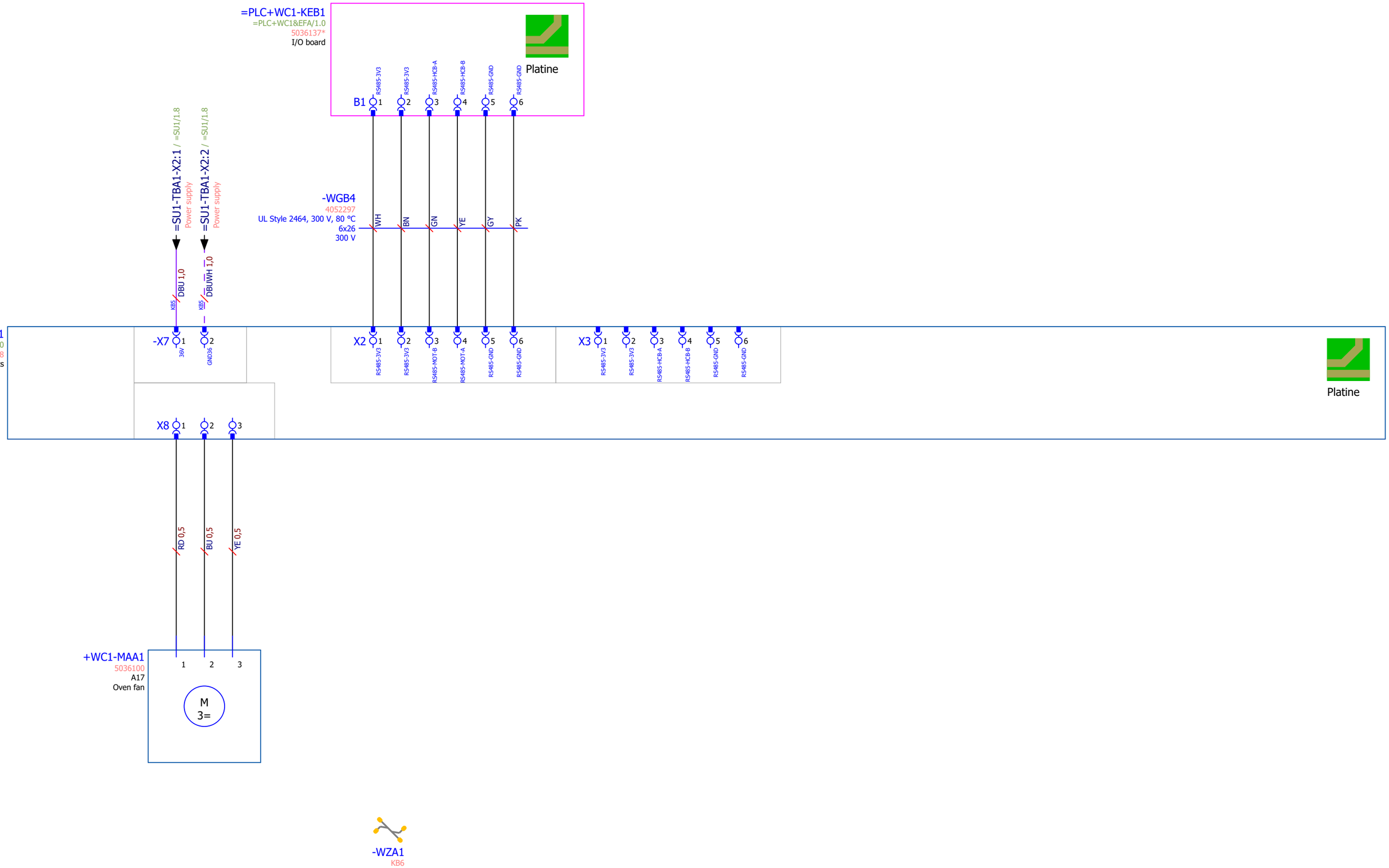

* further articles see Bill of materials

			Date	28.05.2025	Observe protection notices in accordance with ISO 16016	= Oven fan Motor	articlenumber circuit diagram	Combi oven	== CS1
			Ed.	ALTENDORF.A			5336500-10022_00	Oven fan	= MOT
			Appr	STENZEL.K			articlenumber device / Project description	Mounting panel	+ MT1
Modification	Date	Name	Original				17.0	E Electrical engineering Circuit documents	& EFS 1

MOT

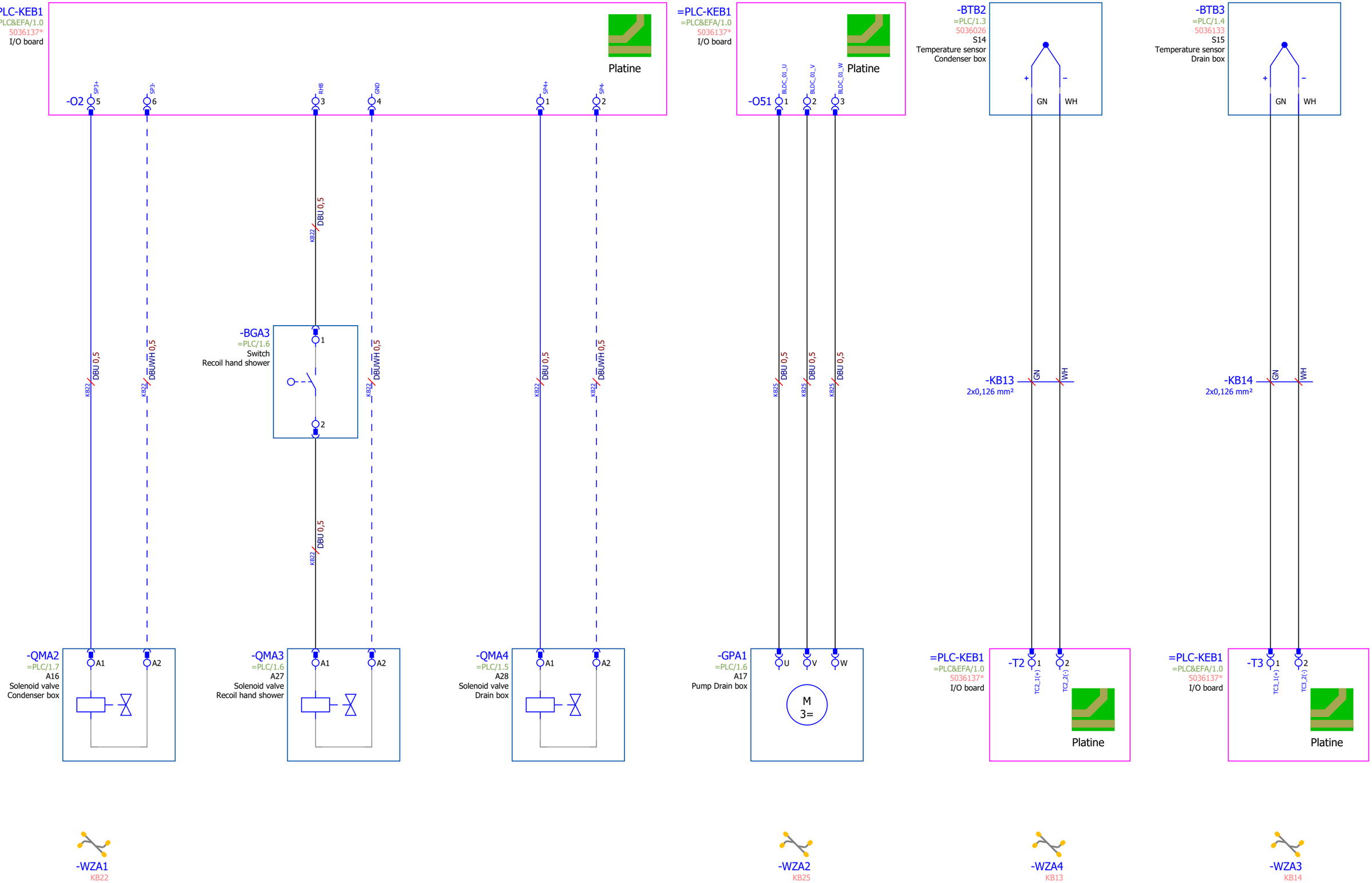

* further articles see Bill of materials

			Date	28.05.2025	Observe protection notices in accordance with ISO 16016	= Condenser box Condenser box	articlenumber circuit diagram 5336500-10022_00	Combi oven == CS1
			Ed.	ALTENDORF.A				Condenser box = COL
			Appr	STENZEL.K			articlenumber device / Project description	Wiring compartment + WC1
Modification	Date	Name	Original				17.0 E	Electrical engineering Circuit documents & EFS 1

COL
II

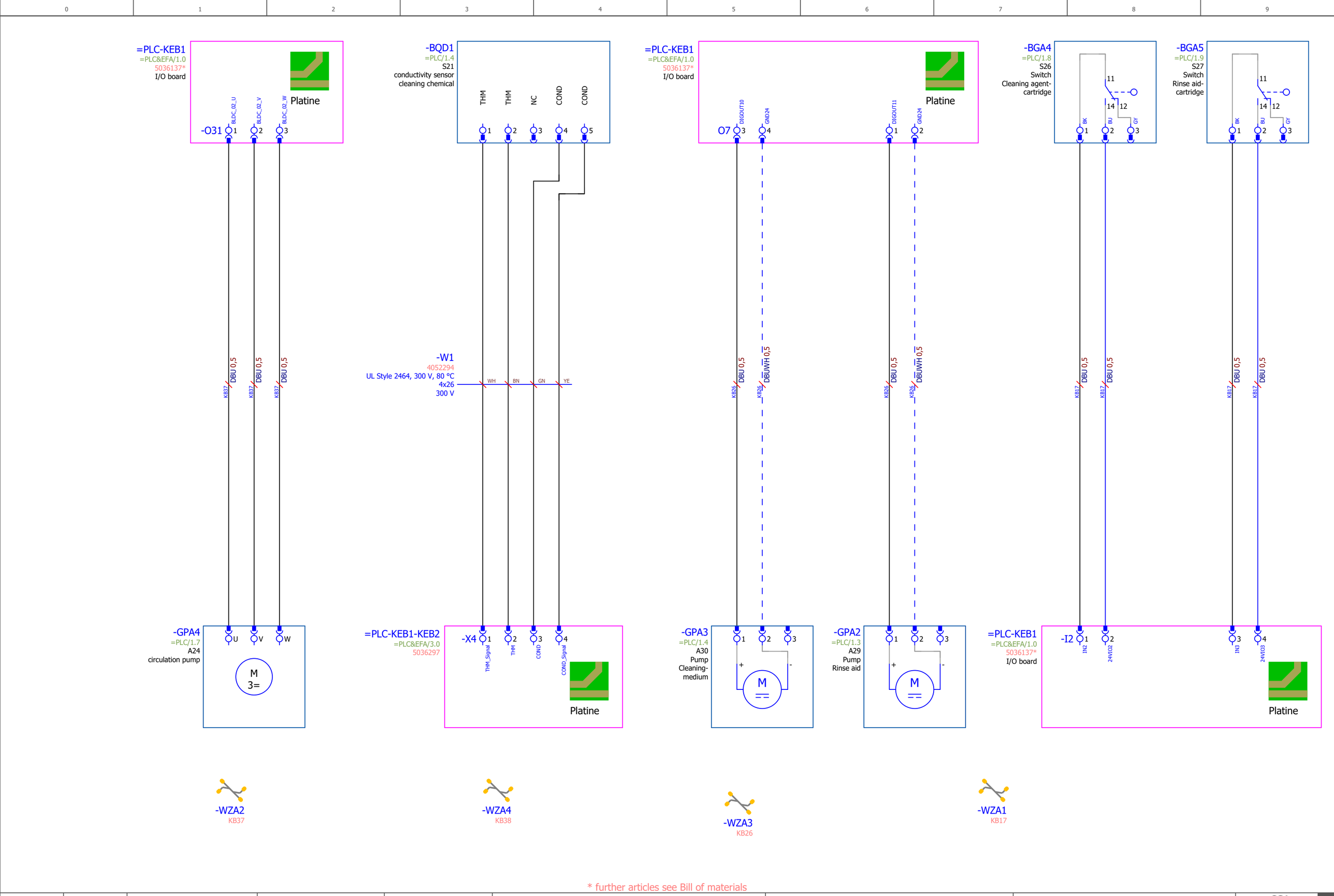

* further articles see Bill of materials

			Date	28.05.2025	Observe protection notices in accordance with ISO 16016	= Cleaning 1 (Solid to Liquid) Cleaning	articlenumber circuit diagram 5336500-10022_00	Combi oven	== CS1
			Ed.	ALTENDORF.A				Cleaning 1 (Solid to Liquid)	= CL1
			Appr	STENZEL.K			articlenumber device / Project description	Wiring compartment	+ WC1
Modification	Date	Name	Original				17.0	E Electrical engineering Circuit documents	& EFS 1

CL1

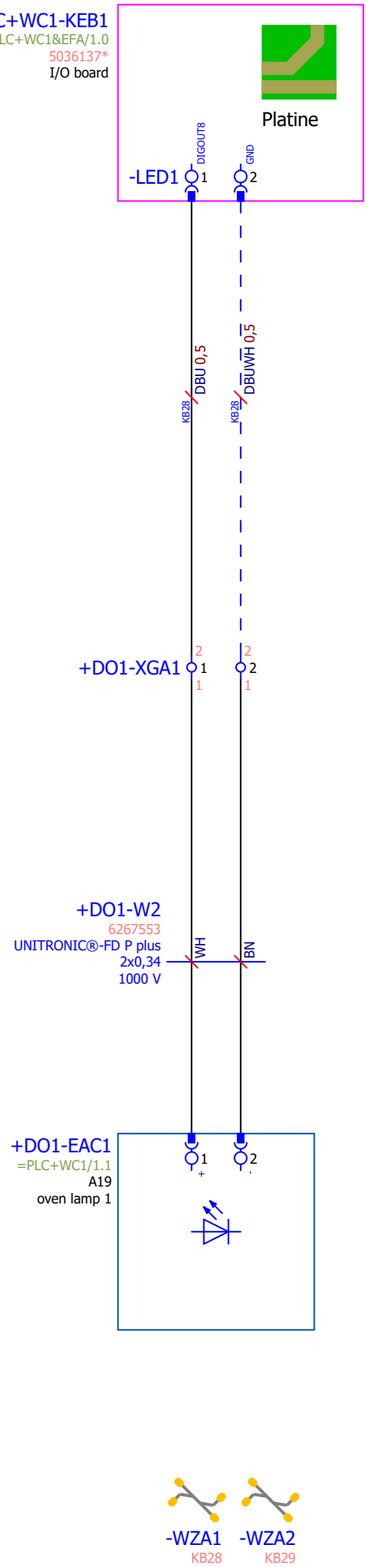

* further articles see Bill of materials

			Date	28.05.2025	Observe protection notices in accordance with ISO 16016	= Oven light Lamp	articlenumber circuit diagram 5336500-10022_00	Combi oven	== CS1
			Ed.	ALTENDORF.A				Oven light	= LGT
			Appr	STENZEL.K			articlenumber device / Project description	Oven cavity	+ CC1
Modification	Date	Name	Original				17.0	E Electrical engineering Circuit documents	& EFS 1

LGT

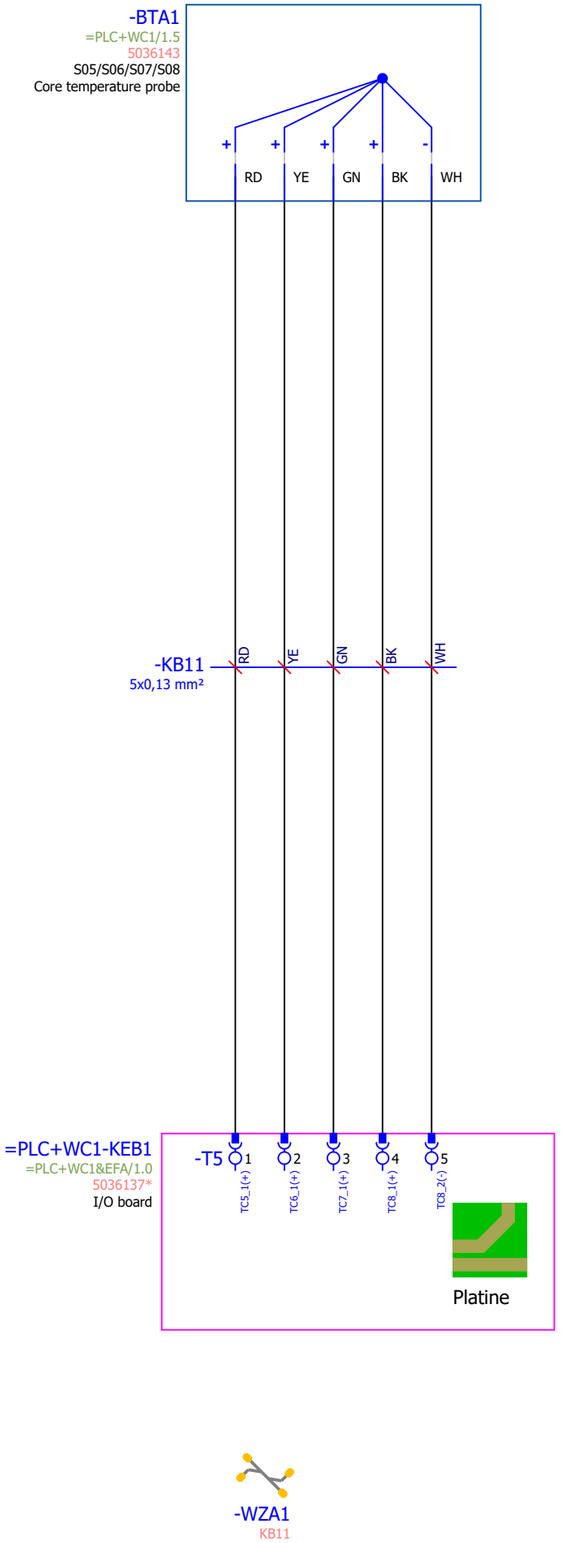

* further articles see Bill of materials

			Date	28.05.2025	Observe protection notices in accordance with ISO 16016	= Core temperature probe Sensor (Option)	articlenumber circuit diagram	Combi oven	== CS1
			Ed.	ALTENDORF.A			5336500-10022_00	Core temperature probe	= CT1
			Appr	STENZEL.K			articlenumber device / Project description	Oven cavity	+ CC1
Modification	Date	Name	Original				17.0 E	Electrical engineering Circuit documents	& EFS 1

CT1

=PLC-KEB1
=PLC&EFA/1.0
5036137*
I/O board

Platine

-O41 DIGOUT5 5 PWMOUT5 4 GND24 6 DIGOUT6 2 PWMOUT6 1 GND24 3

RD 0,25 BU 0,25 BK 0,25 RD 0,25 BU 0,25 BK 0,25

-MAA2
=PLC/1.4
24V DC
A21
Electronics-
Cooling fan 1

RD 24V BU PWM BK 0V

M

-MAA3
=PLC/1.5
24V DC
A22
Electronics-
Cooling fan 2

RD 24V BU PWM BK 0V

M

-WZA1
KB24

-BTB4
=PLC/1.4
5036134
S17
Temperature sensor
Wiring compartment

\+ GN WH –

-KB15
2x0,126 mm²

GN WH

=PLC-KEB1
=PLC&EFA/1.0
5036137*
I/O board

-T4 1 TC4_1(+) 2 TC4_2(-) 3 NC

Platine

-WZA2
KB15

* further articles see Bill of materials

			Date	28.05.2025	Observe protection notices in accordance with ISO 16016	= Cooling Function	articlenumber circuit diagram	Combi oven	== CS1
			Ed.	ALTENDORF.A			5336500-10022_00	Cooling	= COO
			Appr	STENZEL.K			articlenumber device / Project description	Wiring compartment	+ WC1
Modification	Date	Name	Original				17.0	E Electrical engineering Circuit documents	& EFS 1

COO II

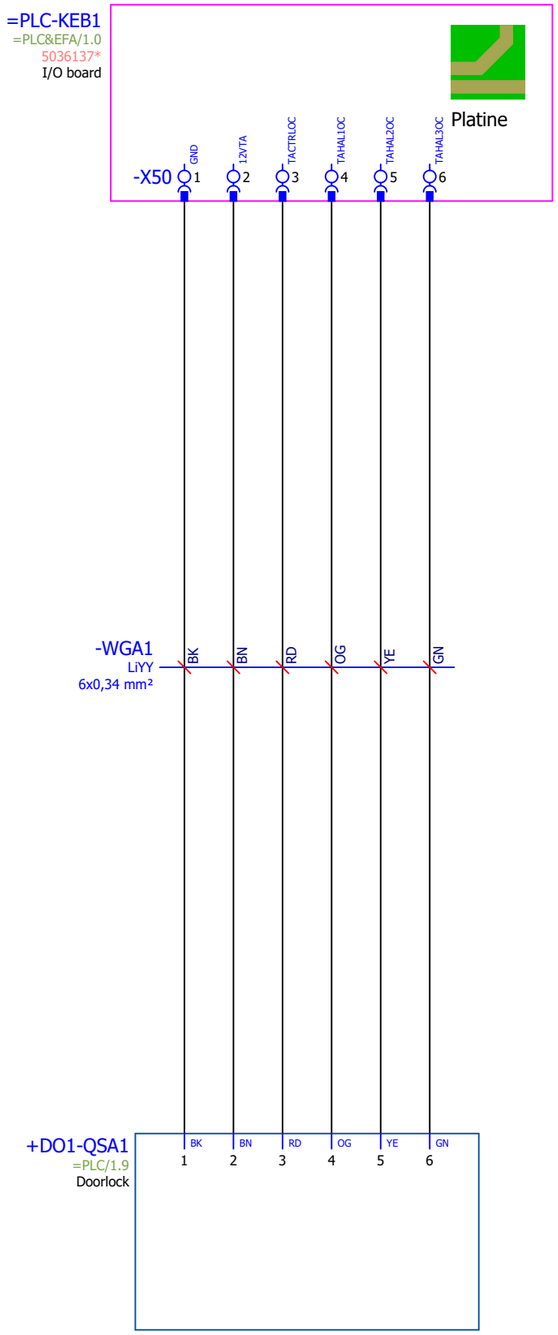

* further articles see Bill of materials

			Date	28.05.2025	Observe protection notices in accordance with ISO 16016	= Cooling Automatic Automatic machine. Door catch	articlenumber circuit diagram	Combi oven	== CS1
			Ed.	ALTENDORF.A			5336500-10022_00	Cooling	= COO
			Appr	STENZEL.K			articlenumber device / Project description	Wiring compartment	+ WC1
Modification	Date	Name	Original				17.0	E Electrical engineering Circuit documents	& EFS 2

COO II

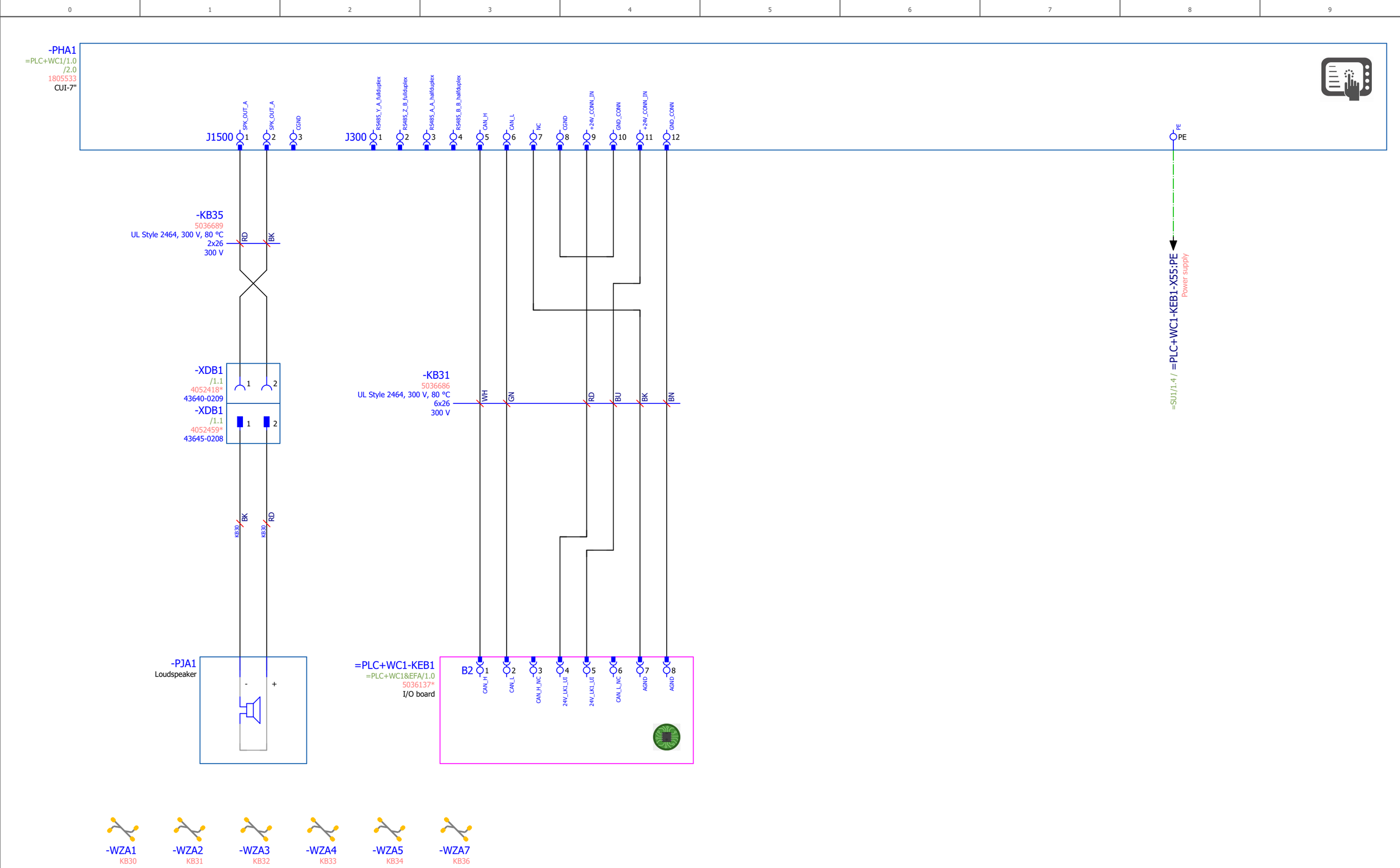

* further articles see Bill of materials

			Date 28.05.2025	Observe protection notices in accordance with ISO 16016	= HMI Control panel	articlenumber circuit diagram 5336500-10022_00	Combi oven	== CS1
			Ed. ALTENDORF.A				HMI	= HMI
			Appr STENZEL.K			articlenumber device / Project description 17.0	Mounting panel	+ MT1
Modification	Date	Name	Original			E	Electrical engineering Circuit documents	& EFS 1

HMI

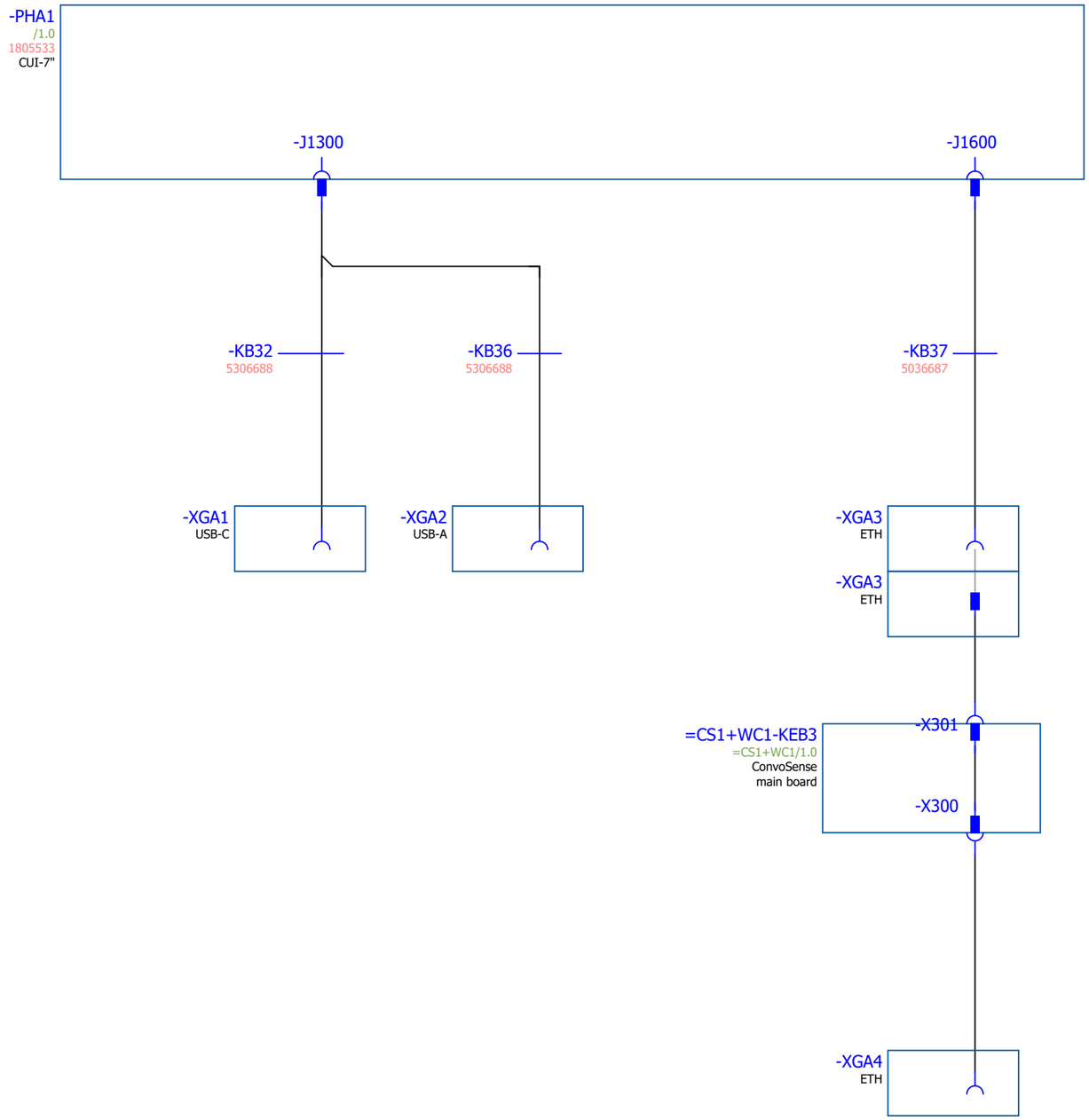

* further articles see Bill of materials

			Date	28.05.2025	Observe protection notices in accordance with ISO 16016	= HMI Control panel	articlenumber circuit diagram	Combi oven	==	CS1
			Ed.	ALTENDORF.A			5336500-10022_00	HMI	=	HMI
			Appr	STENZEL.K			articlenumber device / Project description	Mounting panel	+	MT1
Modification	Date	Name	Original				17.0 E	Electrical engineering Circuit documents	&	EFS 2

HMI

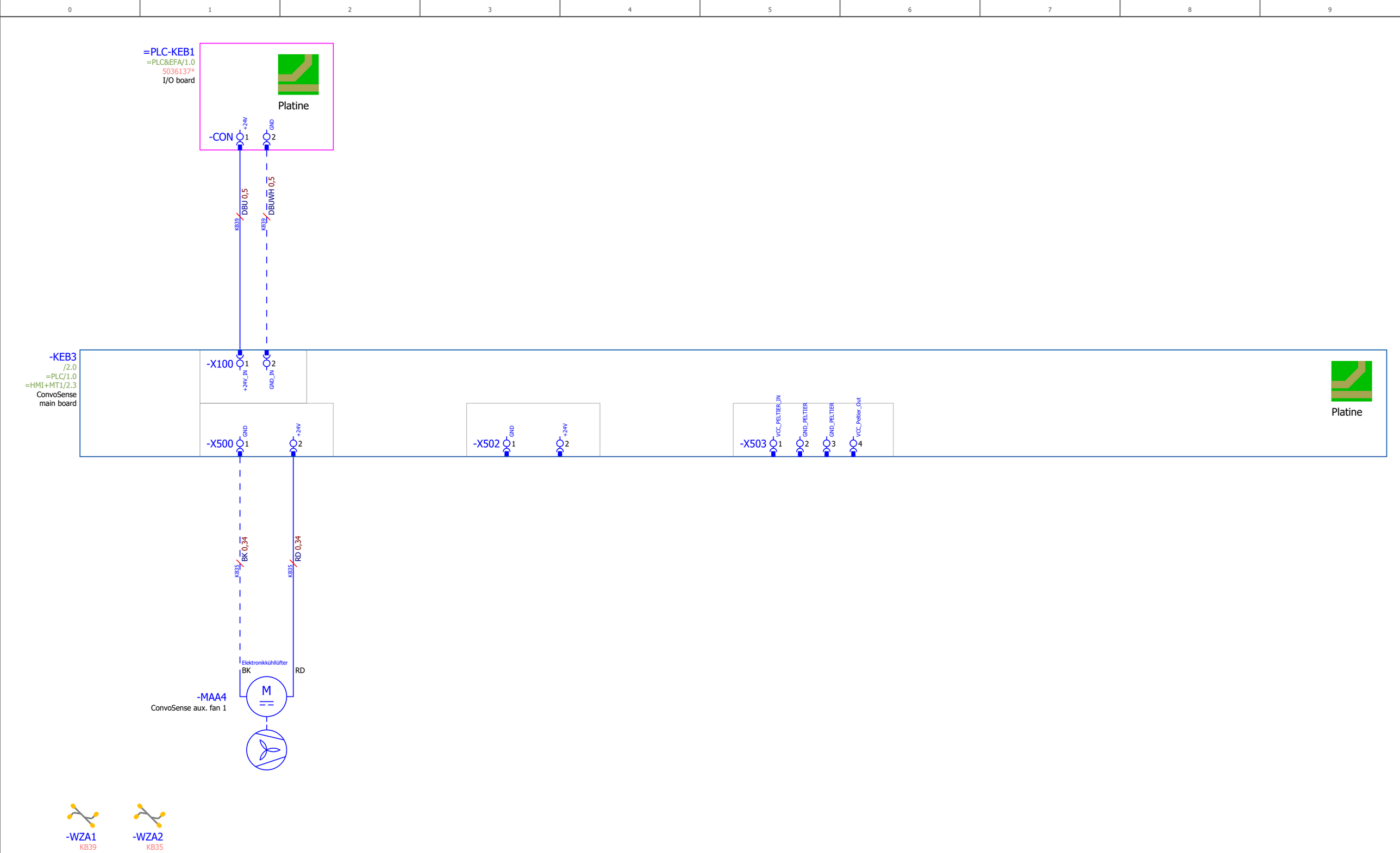

* further articles see Bill of materials

			Date	28.05.2025	Observe protection notices in accordance with ISO 16016	= ConvoSense ConvoSense	articlenumber circuit diagram	Combi oven	== CS1
			Ed.	ALTENDORF.A			5336500-10022_00	ConvoSense	= CS1
			Appr	STENZEL.K			articlenumber device / Project description	Wiring compartment	+ WC1
Modification	Date	Name	Original				17.0	E Electrical engineering Circuit documents	& EFS 1

CS1 II

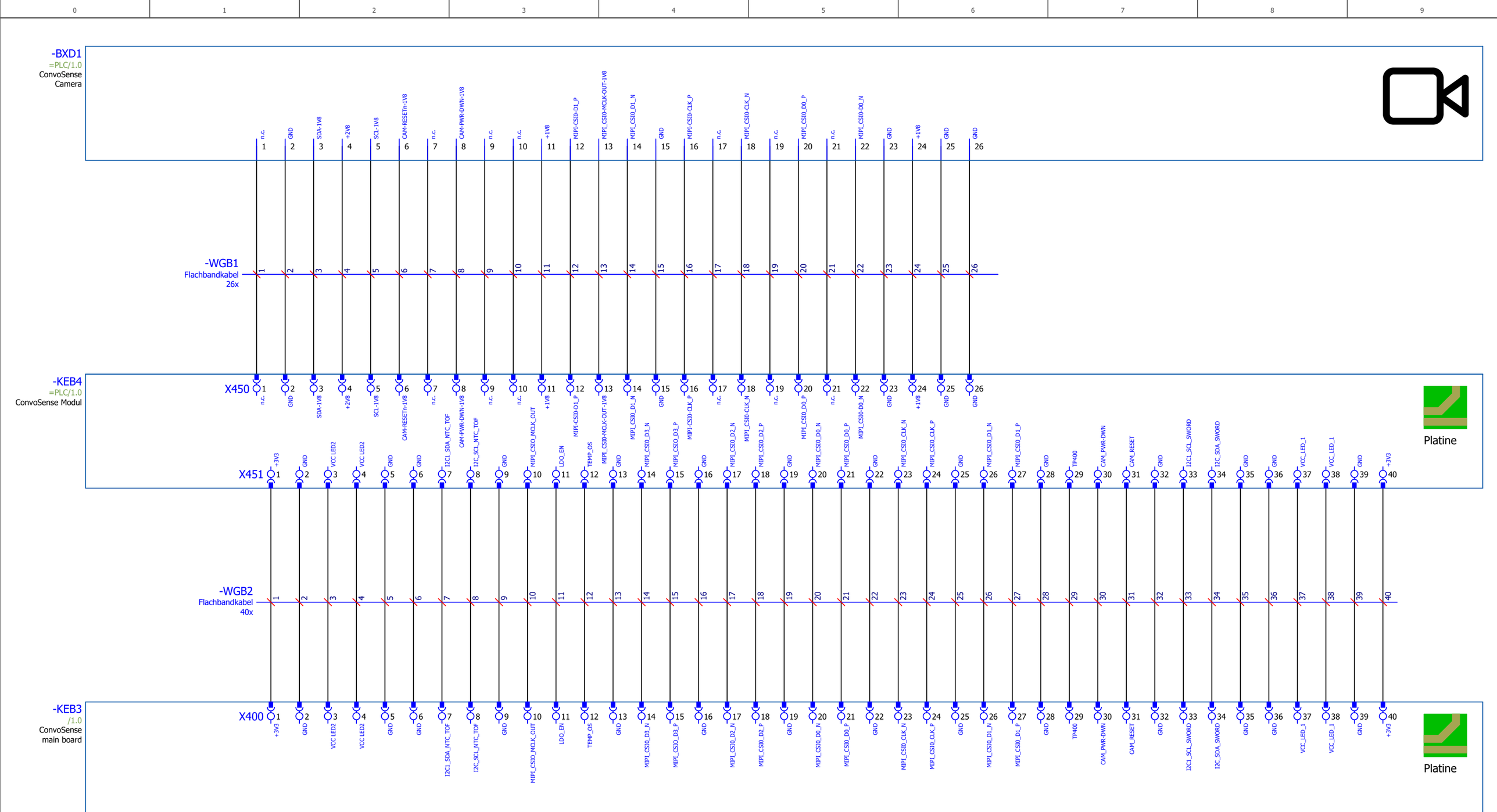

* further articles see Bill of materials

			Date	28.05.2025	Observe protection notices in accordance with ISO 16016	= ConvoSense ConvoSense	articlenumber circuit diagram	Combi oven	== CS1
			Ed.	ALTENDORF.A			5336500-10022_00	ConvoSense	= CS1
			Appr	STENZEL.K			articlenumber device / Project description	Wiring compartment	+ WC1
Modification	Date	Name	Original				17.0	E Electrical engineering Circuit documents	& EFS 2

CS1 II